



SEND Parent Carer Survey Spring 2022

Executive Summary of Results

General information

This is the third consecutive year of the survey being undertaken. In 2019 a SEND Improvement Pilot Survey was co-produced with Families in Partnership. This was further developed in 2020 and has enabled a comparison of data over a three-year period i.e., 2020-2022.

As in previous years, the survey was made available online through the Local Offer, publicised through WCF Social media channels and shared with partners to distribute. The survey was available from 25th February – 24th April 2022.

The survey was a mixture of multiple choice and open-ended questions, along with an opportunity to rank different aspects of several different services. Questions were asked about The Local Offer, Education Services, Health Services and Social Care, along with training opportunities parents had accessed.

In total 215 surveys were completed by a Worcestershire parent carer with a child with SEND, up slightly from 209 in 2020. This remains a small sample, representing 5% of the total number of EHCPs in Worcestershire, but

What is your child's SEN and/or disability?

The respondents were given a drop-down list of disabilities and were asked to select one as the main or primary SEN and/or disability, then the same list was repeated. Respondents were asked to select as many additional needs/difficulties as were appropriate.

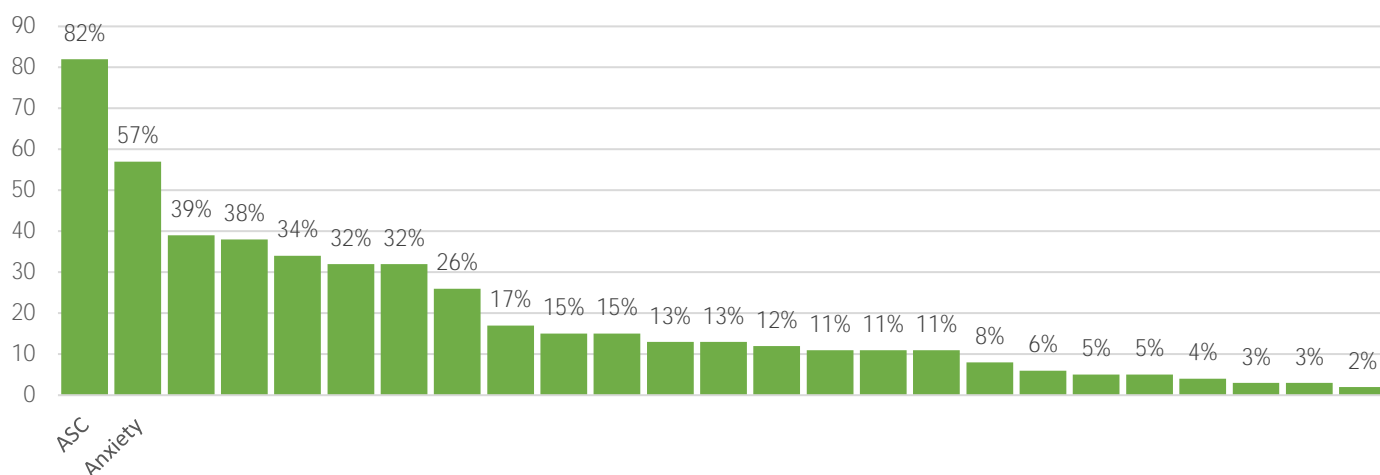
An option was also given other and a free text box was provided to give further details. 5% of respondents named a Primary SEN, with no secondary needs or difficulties. For the purposes of this report, we have included both diagnosed and undiagnosed responses, and primary and additional needs are counted together.

The most significant difference this year was the rise in the percentage of children and young people (CYP) with Autistic Spectrum Conditions (ASC). the majority of CYP are on the Autistic Spectrum, but the percentage this year is 82% compared to 67% in 2021. This was then followed by Anxiety rising from 44% to 57%. This increase may be because of the impact of COVID. Comparing 2022 with little change.

The top five listed disabilities were:

1. ASC (including undiagnosed and suspected)	177	82% of all respondents
2. Anxiety	122	57% of all respondents
3. Sensory processing disorder/difficulties/issues	84	39% of all respondents
4. Social & communication difficulties	81	38% of all respondents
5. Speech & Language	74	34% of all respondents

Disabilities named 5 times or more in either category (Shown as a percentage of 215)



There were a number of disabilities which occurred four times or less. These smaller groups of disabilities ranged across several different chromosome disorders, syndromes, and medical conditions.

When filtering the results by primary disability 128 responses related to Autistic Spectrum Conditions and 85 (66%) of the respondents selected anxiety as a secondary disability.

The Local Offer

Do you know where to find information and advice for, and about, children and young people with special educational needs and/or disabilities (SEND)? - This is called the Worcestershire SEND Local Offer

What was it that you couldn't find?
Shown as a percentage of the answers

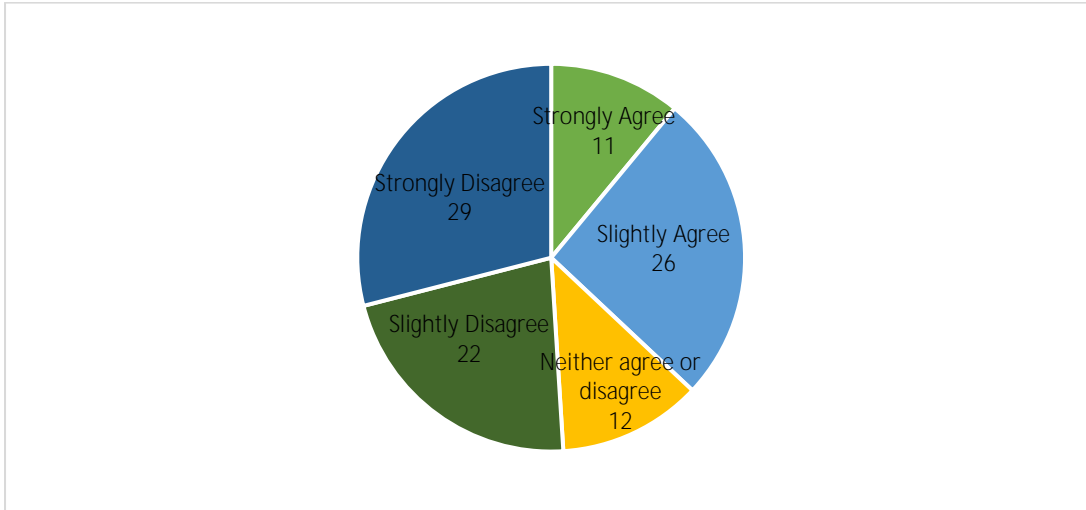
What else could your school, early years setting, or education provider do to support you and your child?

	2020	2021	2022
Inclusion in whole school activities such as sports days, concerts or performances	15%	12%	22%
Inclusion in out of school time activities such as breaktime groups, after school clubs, breakfast clubs	17%	15%	25%
Regular communication and engagement with parents			

For children with an EHCP: If your child is 14 or over, ha0.22 0.392 rg 0.122 0.22 0.3122 0.22w16

not reflected in our own audit process where we seek the views of parent carers who have been through the process, and they report having a positive experience overall. It should be noted however, that those sample sizes are smaller, but respondents are randomly selected and contacted. Feedback from the survey, and related comments will be used within our QA approach to help inform practise reviews.

To what extent do you agree that you have been fully involved in decisions about your child's SEND with Education Services?



In 2022 37% of parent carers felt involved in decisions about their child with Education Services down from 44% in 2021. This is an area of focus within each of the workstreams in the Accelerated Progress Plan.

Comparison of overall satisfaction rates in Health Services in 2022 compared to 2021
(continued)

Shown as percentages of the overall figures

--	--	--	--	--	--	--	--	--	--

How satisfied were you with the following aspects of the

General Feedback

Have you taken part in any training to support your child's SEND?

Yes	53%
No	47%

Is there any training around your child's SEND that you would like to access?

Please tick all that apply

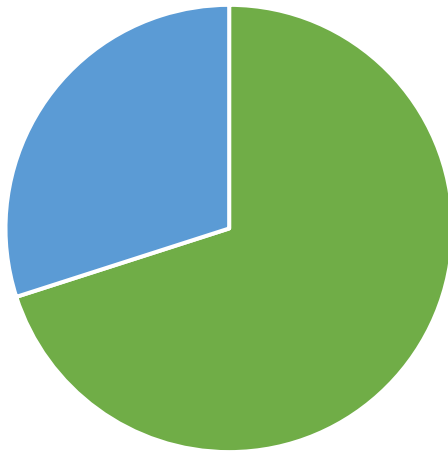
The interest in Parent carer training around Managing Anxiety in their child remains consistently high from 2021 to 2022.

Have you been given the opportunity to be involved in planning the services available to support children/ young people with SEND in Worcestershire?

12% of those people who responded to the question said they had been given the opportunity to be involved with the planning of services, a similar figure to 2021. Since the survey was undertaken a parent/carers stakeholder group has been set up with an open invitation extended to representatives of

parent/carer groups. In addition, there is parent carer representation on all four workstreams of the APP and the All-Age Disability and SEND Partnership Board.

Would you like to be involved in planning the services available to support children/ young people with SEND in Worcestershire?



It is encouraging that there was a rise to 70% from 63%, in parent/carers interested in becoming involved with planning services. During National Co-Production week in July we ran an awareness campaign of ways you can be involved generally across all services. To support this we have created a [Get Involved](#) page on Worcestershire Children First website which is promoted through our social media channels.

Had you heard of Families in Partnership (FiP) before?

A rise from 22% in 2021 to 39% in 2022.

Conclusion

Areas for development:

Early intervention and support for SEND families
Development of more Specialist Provision
Improved communication with families