







SESSION 1:



ACTIVITIES TO SUPPORT LEARNING	LEARNING OUTCOMES	DIFFERENTIATION & RESOURCES
<p>1. J</p> <p>2. F</p> <p>3.</p> <p>3a.</p> <p>4.</p> <p>4a.</p>		

SESSION 2:

ACTIVITIES TO SUPPORT LEARNING	LEARNING OUTCOMES	DIFFERENTIATION & RESOURCES
 <p>Handwriting practice sheet for the letter 'y'. The page is filled with various examples of the letter 'y' in different sizes and orientations, some with arrows indicating stroke direction. A large 'y' is written on a set of three horizontal blue lines (top, middle, bottom). To the right, the word 'Fly' is written in a simple font. At the bottom of the page, there is a blank set of three horizontal blue lines for practice.</p>		

SESSION 3:




ACTIVITIES TO SUPPORT LEARNING	LEARNING OUTCOMES	DIFFERENTIATION & RESOURCES
<p>1. </p> <p>2. </p> <p>3. </p> <p>3a. </p>	<p></p>	<p></p> <p>UN4E306,</p> <p>UN4E307,</p>


SESSION 4:



ACTIVITIES TO SUPPORT LEARNING



LEARNING OUTCOMES



DIFFERENTIATION & RESOURCES

