








- 
- 
- 
- > The link takes you to the company website. You will then have to follow their process through their website.
 - > You may need to log in or create an account. Once you have done this you can upload your CV and a covering letter. There may also be a few additional questions to answer.
 - > You might be asked to complete an application form. Use the information from your CV to help you complete the form.
 - > Lastly, you might have been provided with contact details to send your CV and covering letter too.
- 1) Open your email account
 - 2) Start a new email adding the details you have been provided with
 - 3) Attach your CV and covering letter to the email
 - 4) Make sure you also add a few sentences to the email, this example might help:
-
- 5) Double check everything is attached, and your spelling is correct and send.
- 



I don't understand the learning in this lesson



It's not easy but I am beginning to understand



I really understand the lesson

- Independent Physical Verbal One to One Scribe