



Admissions Policy 2026-2027



Somers Park Primary School Admissions Policy 2026-276



Somers Park Primary School Admissions Policy 2026-276

This policy is currently open to consultation and feedback for:


Current Parents
Prospective Parents
MET Employees
MET Governance
Members,
Trustees
Local Governing Boards
Local Schools
Local Authority

Any feedback / queries should be directed to:

admissions@metacademies.org.uk

2.1 The purpose of this policy is to make the admissions process to schools within Mercian Educational Trust (the Trust) clear and open.

2.2 The Trustees have agreed that the admission arrangements for all its schools will remain in line with the agreed arrangements for Worcestershire's maintained non-




Somers Park Primary School Admissions Policy 2026-276

families. MET is the admission authority. Schools are responsible for allocation of places using the criteria set out in this policy

2.5 Planned Admission Numbers (PANs):


School	PAN	Notes
Honeywell Primary School	30	
Great Malvern Primary School	48	
Leigh and Bransford	30	
Northleigh CE Primary School	30	PAN adjusted 2022
Somers Park Primary School	88	Consisting of 58 Somers Park Site 30 Malvern Vale Site

2.6 Infant Class Sizes: Infant classes (those where the majority of children will reach the age of 5, 6, or 7 during the school year) must not contain more than 30 pupils.



Somers Park Primary School Admissions Policy 2026-276

Somers Park Primary School Admissions Policy 2026-276



Somers Park Primary School Admissions Policy 2026-276

- whether they have previously been educated outside their normal age group. Children placed in a year group below their chronological age will have to start school full-time immediately, as they will be compulsory school age.

Where the Trust indicates willingness to accept an application from a child placed out of year group, this will not guarantee a place at the preferred school as any application will have to be made with the admissions round for the year in which the child is starting school and considered against the published admission criteria.


The decision to accept a child into a year group outside of its chronological age group rests with the admission authority who must decide each case on its individual circumstances.

- a. September intake.
After the closing date for applications (15th January for Reception) the LA will send each school lists of all their applicants. Each school will apply its admission criteria and allocate up to the PAN to each school. Parents will be informed of the allocation of places by the Local Authority, 16th April. If parents wish to appeal they need to contact the school directly to request this.

On receipt of an appeals request the school will request that the LA convenes an independent appeals panel at which both parents and the Trust will present their cases. Decisions made by the panel are legally binding.

- b. In-Year applications
Appeals for In-Year admission should be made using the same process as September intake.

Where the school is oversubscribed and places have been refused to applicants, a waiting list will be maintained for any vacancies which arise. The waiting list will be a record of



Somers Park Primary School Admissions Policy 2026-276

Advice on applying for a place at a MET School

Parents seeking a place at the Academy are invited to:

Visit the school to learn and assess its ethos and learning environment .

Obtain an admissions pack This will contain a prospectus, latest OFSTED report, and the Worcestershire Local Authority Starting School leaflet.

All applications for September Admissions in Worcestershire are made on-line to the local authority. The LA forward all applications to the school to allow the school to rank applications based on MET admissions policy.

In year applications are made directly to the school.

Key Dates

School Starters - Applications are accepted for pupils who will be 5 years old between 01.09.2025 and 31.08.2026.

Applications for Reception classes should be received by 15th January 2025.

ALLOCATIONS

Parents will be informed by the local authority on our behalf of placements on the date specified in the Worcestershire Information for Parents d or Parenta ¢